




LE185-2FT

GENERAL LED INDUSTRIAL LIGHTING

Clean Room

The LE185-2FT Series is a hinged, front access, recessed mount, LED luminaire. The LE185-2FT is made of a combination of 20 gauge cold rolled steel and .090 aluminum. This LED fixture is available in 2 Ft. lengths with 1, 2, or 3 rows of LED's. This fixture can be used with or without optics, has dimming capabilities, and is available with an EM option.



1 SERIES	2 SOURCE	3 VOLTAGE	4 OPTIC	5 DIMMING	6 CCT	7 ADD-ON OPTIONS
LE185-2FT	22: 22W (1 Row) 32: 32W (1 Row) 50: 50W (2 Row) 62: 62W (2 Row) 70: 70W (3 Row) 90: 90W (3 Row)	V1: 120-277VAC (50/60Hz)	Blank: None A: Diffused Acrylic	Blank: None D1: 0-10V D2: DALI	3: 3,500K 4: 4,000K 5: 5,000K	SP: Surge Protector (430 joules) EM: Battery/Driver Backup (90min.)
8 Mounting	9 CORDS					
H: Hinge	WH: Wire Whip (10ft) CP1: Cord 6Ft 120V Twist Lock CP2: Cord 6Ft 277V Twist Lock CP3: Cord 6ft 120V Straight Blade					

CERTIFICATIONS

UL1598 Wet / Damp
Lumen Maintenance (L70) >60,000 hrs. (reported)
CRI >80
-25°C to 55°C Ambient

CONSTRUCTION

20 gauge white powder coated steel housing
Silicone free gaskets
2 Ft. length
Clear, tempered glass lens access panel
1/2" NPT Hub(s)
Weights: Min: 21 lbs. / Max: 41 lbs.

ELECTRICAL

120-277VAC
6kV Built-in driver surge protection

FEATURES

Dimming: 0-10V or DALI
Recess mount - Front access
Emergency/Battery backup option available
5 year warranty

*These products are Manufactured in the USA with both domestic and imported components; not all fixture configurations are compliant. Contact LDPI Sales with specific part number and requirement - Build America, Buy America, TAA or any other federal procurement act for compliance confirmation. Compliance confirmation can take up to 3 days.

PERFORMANCE

Source	Voltage (VAC) 50/60Hz	Input Current (A)	Wattage (W)	CCT	Lumen Output* (Lm)	
					No Optic	Diffused Acrylic Optic
22 (1 Row)	120-277	.18-.07	22	3,500K	2705	2205
				4,000K	2750	2250
				5,000K	2800	2290
32 (1 Row)		.27-.12	32	3,500K	3830	3070
				4,000K	3910	3135
				5,000K	3950	3165
50 (2 Rows)		.42-.18	50	3,500K	6345	5025
				4,000K	6475	5180
				5,000K	6540	5230
62 (2 Rows)	.52-.22	62	3,500K	7685	6180	
			4,000K	7845	6305	
			5,000K	7925	6370	
70 (3 Rows)	.58-.25	70	3,500K	9335	7470	
			4,000K	9530	7625	
			5,000K	9625	7700	
90 (3 Rows)	.75-.32	90	3,500K	11500	9315	
			4,000K	11735	9510	
			5,000K	11855	9605	

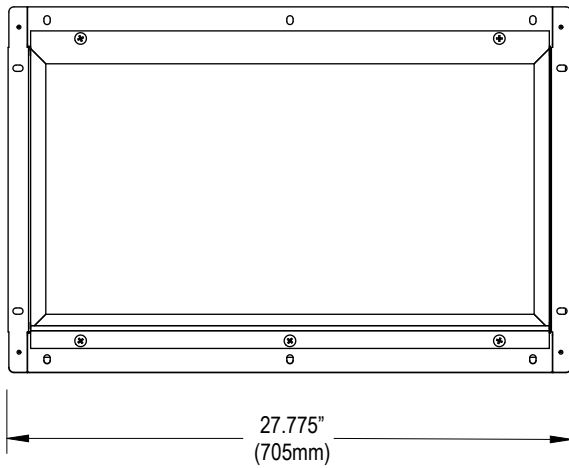
LE185-2FT

GENERAL LED INDUSTRIAL LIGHTING

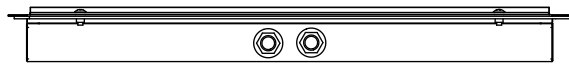
Clean Room



DIMENSIONS



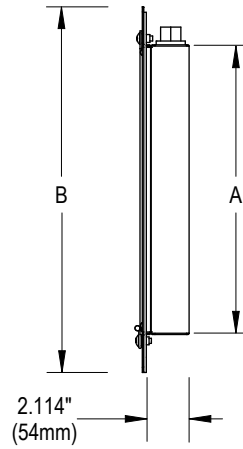
Standard Fixture & D2 Dimming Option (1/2" NPT)



2.0" (50.8mm)

26"
(660mm)

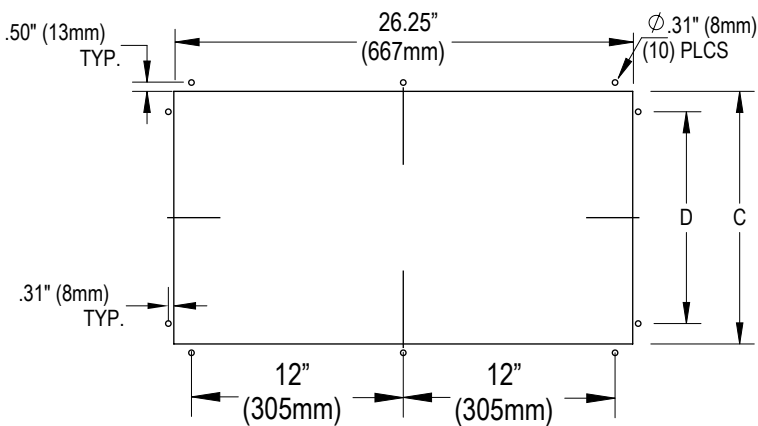
D1 Dimming Option (1/2" NPT)



Source	Dimensions* (in./mm)	
	A	B
22W / 32W (1 Row)	9.313" (237mm)	13.062" (332mm)
50W / 62W (2 Row)	14.313" (364mm)	18.062" (456mm)
70W / 90W (3 Row)	19.313" (491mm)	23.062" (586mm)

Consult factory for custom hub locations

PANEL CUTOUT DIMENSIONS



Source	Dimensions* (in./mm)	
	A	B
22W / 32W (1 Row)	10.75" (273mm)	12.565" (319mm)
50W / 62W (2 Row)	15.219" (387mm)	17.565" (446mm)
70W / 90W (3 Row)	20.219" (514mm)	22.565" (573mm)



1-800-854-0021 www.ldpi-inc.com
LDPI® is a registered trademark of LDPI, Inc. © LDPI, Inc.

Product design and specifications subject to change without notice.
Visit www.ldpi-inc.com for the most current version and photometric data. v03.25.26