




LE551

LED EXPLOSION PROOF LIGHTING

Paint Spray Booths • Marine/Outdoor • Chemical Plants • Drill Rigs • Refineries • Coal Storage

The LE551 Series is designed for environments having explosive atmosphere's including locations containing deposits of readily combustible paint residues. The LE551 comes in a variety of lumen options and is available as a 2 ft., 2 row or a 4 ft., 2, 3 or 4 row fixture. The fixture comes standard with 5 hub entries at each end to provide flexibility in wiring and mounting along with directional lighting.



1 SERIES	2 SOURCE	3 VOLTAGE	4 CCT	5 OPTIC	6 SHROUD	7 FINISH	8 OPTIONS
LE551	L1: 24W (2 Ft. 2 Row) L2: 34W (2 Ft. 2 Row) L3: 43W (4 Ft. 2 Row) L4: 64W (4 Ft. 2 Row) L5: 68W (4 Ft. 3 Row) L6: 86W (4 Ft. 3 Row) L7: 87W (4 Ft. 4 Row) L8: 128W (4 Ft. 4 Row)	V1: 120-277VAC (50/60 Hz) V2: 277-480VAC (50/60 Hz)	3: 3,000K 4: 4,000K 5: 5,000K	BLANK: None D: Diffused Acrylic	V: Vented E: Enclosed	Standard product will be Black with red accent.	P: Polycarbonate Shield * WG: Stainless Steel Guard EM: Battery/Driver Backup (90min.) UL924 (L3 & L4 only) (V1: 120-277 Only) D1: Dimming (0-10V) D2: Dimming (DALI) * Not available with (V) Vented Shroud.

CERTIFICATIONS

UL844 / CSA-C22.2 No.137 (Hazardous)
CI D1, Grps C,D
CI D2, Grps A,B,C,D
CII D1, Grps E,F,G
CII D2, Grps E,F,G
CIII
Simultaneous Presence (CI & CII)
Zone 1, Grp IIA and IIB
Paint Spray Listed
T-Codes: CID1=T6 / CID2=T6 / All Others=T4
UL1598 / CSA-C22.2 No.250 (Wet/Damp)
UL1598A (Marine Outside)
UL924 (Battery Backup)-optional
DLC (inquire for specific part numbers)
Lumen Maintenance (L70) >55,000 hrs. (reported)
CRI >90
-20°C to 40°C Ambient

CONSTRUCTION

Copper-free cast aluminum housings
Borosilicate glass tubes
Powder coat black (standard)
1/2" NPT Hubs
Weights: Configuration specific, see back for details

ELECTRICAL

120-277 / 277-480VAC
10Kv surge protector built in - Standard
6in. 3-wire pigtail

FEATURES

Robust design
Multiple mounting angles
Dimming options
Emergency option (Battery backup)
5 Year Warranty

PERFORMANCE

Source	Length / Rows	Input Current (A)		Wattage (W)	CCT	Lumen Output* (Lm)	
		Voltage (VAC) 120-277	Voltage (VAC) 277-480			Clear†	Diffused†
L1	2 Ft. - 2 Row	.20 - .09	.09 - .05	24	4,000K & 5,000K	2770	2470
L2		.28 - .12	.12 - .07	34		3920	3500
L3	4 Ft. - 2 Row	.36 - .16	.16 - .09	43		5670	5070
L4		.53 - .23	.23 - .13	64		8020	7160
L5	4 Ft. - 3 Row	.57 - .25	.25 - .14	68		9400	8390
L6		.67 - .29	.29 - .17	80		11060	9870
L7	4 Ft. - 4 Row	.73 - .31	.31 - .18	87		11350	10130
L8		1.07 - .46	.46 - .27	128		16050	14330

* Nominal values

† Same for both CCTs

Operating Temperature Codes (40° C Ambient)

CI D1	CI D2	C2 D1	CII D2	CIII	CI & CII Simultaneous Presence
T6=85°C	T6=85°C	T4=135°C	T4=135°C	T4=135°C	T4=135°C



1-800-854-0021 www.ldpi-inc.com
LDPI® is a registered trademark of LDPI, Inc. © LDPI, Inc.

Product design and specifications subject to change without notice.
Visit www.ldpi-inc.com for the most current version and photometric data. v.08.06.25

LE551

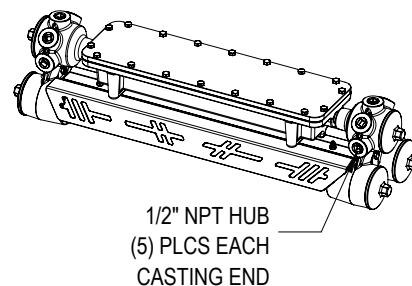
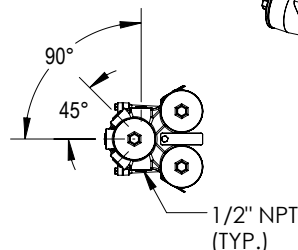
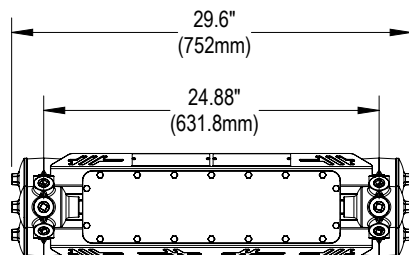
LED EXPLOSION PROOF LIGHTING

Paint Spray Booths • Marine/Outdoor • Chemical Plants • Drill Rigs • Refineries • Coal Storage

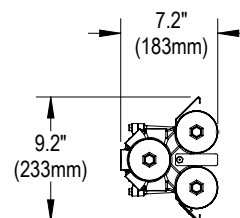
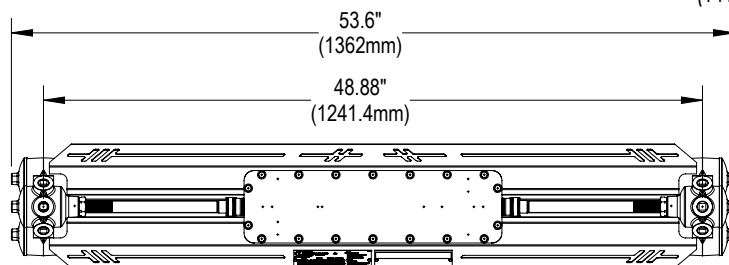


DIMENSIONS

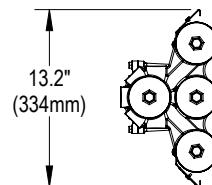
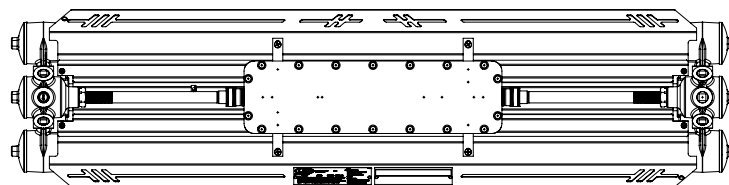
2 Ft. 2 Row
Weight: 28 lbs.



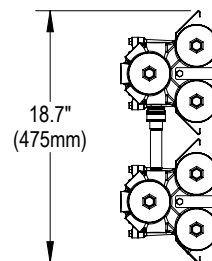
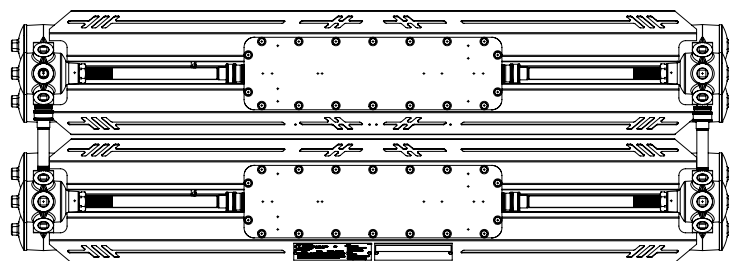
4 Ft. 2 Row
Weight: 40 lbs.



4 Ft. 3 Row
Weight: 45 lbs.



4 Ft. 4 Row
Weight: 80 lbs.



ACCESSORIES (CAN BE ORDERED SEPARATELY)

Accessories	Part Number	Description	
WG: Stainless Steel Guards * * not for use in paint spray applications * not available with Vented (V) option	4466	2 Ft. 2 Row	
	4211	4 Ft. 2 Row	
	4557	4 Ft. 3 Row	
	4211 (2) required	4 Ft. 4 Row	
P: Polycarbonate Shields * (+/- 1/16" thickness) * not available with Vented (V) option	4464	2 Ft. 2 Row	
	4209	4 Ft. 2 Row	
	4497	4 Ft. 3 Row	
	4209 (2) required	4 Ft. 4 Row	


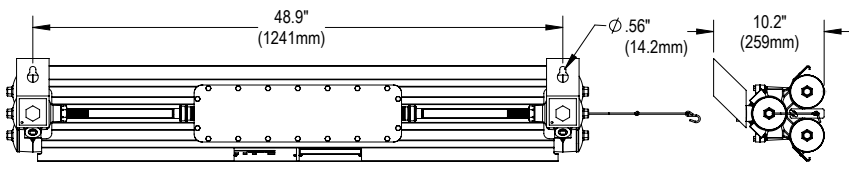

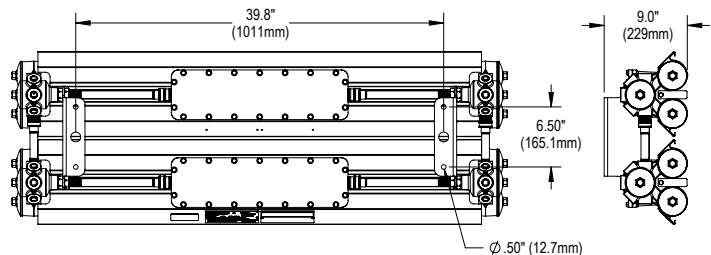

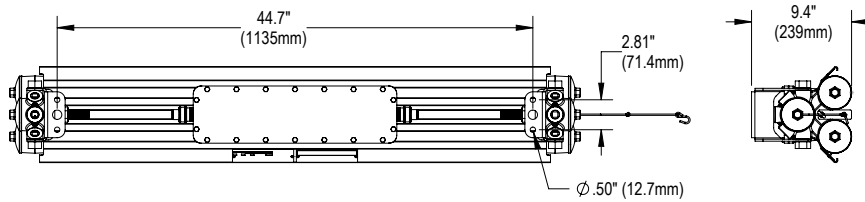


LE551

LED EXPLOSION PROOF LIGHTING

Paint Spray Booths • Marine/Outdoor • Chemical Plants • Drill Rigs • Refineries • Coal Storage

MOUNTING OPTIONS (ORDERED SEPARATELY, FIELD INSTALLED *)

Part # / Description	Item	Dimensions
4401 2 or 3 Row Fixtures Wall / Ceiling Kit (2) Brackets with NPT bolts Safety cable		
4400 4 Row Fixtures (Factory Installed) Wall / Ceiling Kit (2) Surface Mount Brackets factory installed	* Factory Installed 	
4405 2 or 3 Row Fixtures Drop Mount Kit (2) Brackets (4) NPT Bolts (1) Safety Cable/Chain (4) Shims		
4403 4 Row Fixtures Drop Mount Kit (2) Brackets (4) NPT Bolts (1) Safety Cable/Chain (4) Shims	