

381 SERIES

VAPOR PROOF LIGHTING

DATE: _____ PROJECT MGR: _____

JOB: _____

PN: _____



Pendant Mount



Ceiling Mount
MUST have existing box



Box Mount



Bracket/Box Mount

APPLICATIONS

- Waste Water Plants
- Water Treatment/Storage
- Boiler Rooms
- Food Processing
- Retail Stores
- Commercial Applications
- Wet and Damp Locations
- Elevator Pits

The 381 Series is cast aluminum in construction that allows for 13-22 watts in compact fluorescent lamps or up to 300 watts in incandescent lighting using a medium base socket. The product is suitable for wet locations and vapor-proof, making it easy to hose down for cleaning if necessary. The 381 Series is available in four mounting options and has optional dome and angle reflectors. Always install fixture lamp base up. Lamps included with 13W and 22W fluorescent only.

SPECIFICATIONS

LISTINGS: UL 1598 listed U.S. and Canada
Certified for wet locations.



FEATURES: Suitable for wet and non-hazardous locations
Vapor proof incandescent/fluorescent light fixture
Cast aluminum construction
High temperature silicone internal gaskets
Premium porcelain socket with 150 C 8" long leads attached.

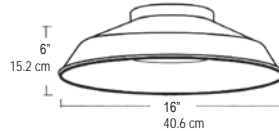
ELECTRICAL: 120 Volt
Easy relamping with single thumb screw

REFLECTOR: Optional dome or angle reflector

MOUNTING: Available in pendant, ceiling, box or bracket/box mount
Fixtures come standard with 1/2" hub size with 3/4" optional.

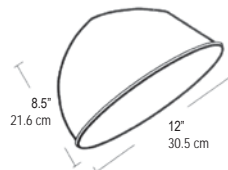
OPTIONS: ALL OPTIONS ORDERED SEPARATELY
Colored globes
Colored housings

Standard dome reflector
100 Watt: P/N 3943
200 Watt: P/N 3945



Direct light down with a dome reflector. Highly reflective finish over heavy gauge aluminum base. Field installation with 4 screws. **Does not fit bracket/box mount.**

Angle reflector
100 Watt: P/N 3944
200 Watt: P/N 3946



Direct light down and to the side with a 30° angle reflector. Highly reflective white epoxy finish over heavy gauge aluminum base. Field installation with 4 screws.

VAPOR PROOF LIGHTING

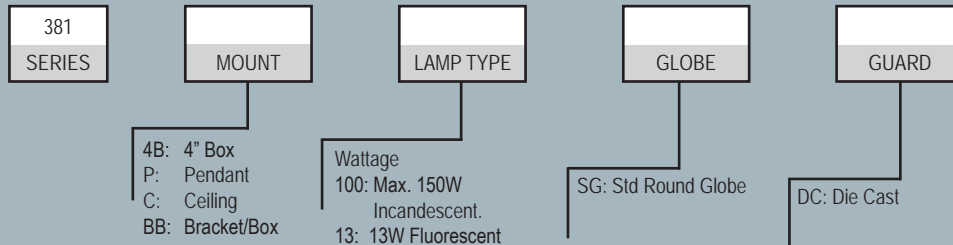


381 SERIES

VAPOR PROOF LIGHTING



www.ldpi-inc.com



NOTE:

- 13W & 22W available in 120 volt only.
- Globe options and colors available
Consult factory for availability
- Colored housing finishes available
Consult factory for availability
- Lamps included with fluorescent 13W and 22W fixtures ONLY

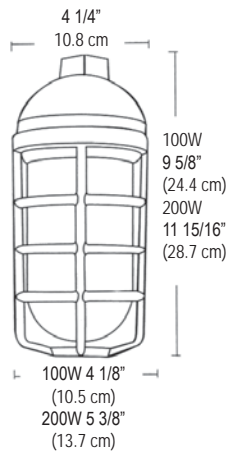
Housing Finishes Available:

Additional cost for optional colors

- Natural - Standard
- Silver Gray - Optional
- White - Optional
- Black - Optional

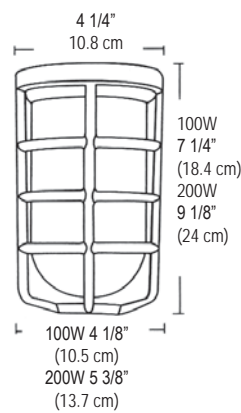
DIMENSIONS (Nominal)

381 Pendant Mount



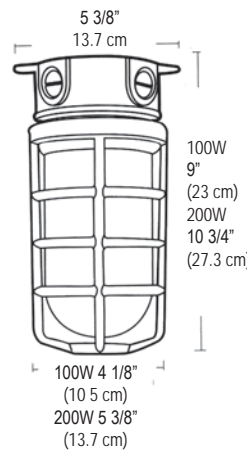
100 Series Max Watts 150W Clear Glass 100W Colored Glass 75W Permaglobe	200 Series Max Watts 200W Clear Glass 150W Colored Glass 100W Permaglobe
-------------------------------------------------------------------------------------	--------------------------------------------------------------------------------------

381 Ceiling Mount
MUST have existing box



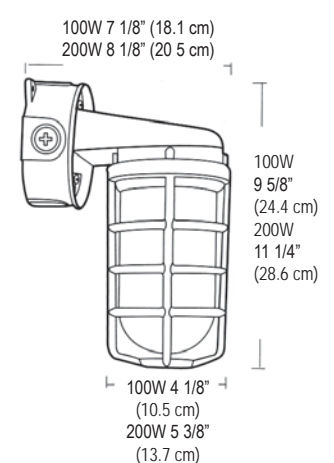
100 Series Max Watts 100W Clear Glass 100W Colored Glass 75W Permaglobe	200 Series Max Watts 150W Clear Glass 100W Colored Glass 100W Permaglobe
-------------------------------------------------------------------------------------	--------------------------------------------------------------------------------------

381 Box Mount



100 Series Max Watts 150W Clear Glass 100W Colored Glass 75W Permaglobe	200 Series Max Watts 300W Clear Glass 200W Colored Glass 100W Permaglobe
-------------------------------------------------------------------------------------	--------------------------------------------------------------------------------------

381 Bracket/Box Mount



100 Series Max Watts 150W Clear Glass 100W Colored Glass 75W Permaglobe	200 Series Max Watts 300W Clear Glass 200W Colored Glass 100W Permaglobe
-------------------------------------------------------------------------------------	--------------------------------------------------------------------------------------

NOTE:

- 100W Incandescent and 13W Fluorescent are the same measurement
- 200W Incandescent and 22W Fluorescent are the same measurement