



236 SERIES

General Industrial High Bay Lighting

DATE: _____	PROJECT MGR: _____
JOB: _____	
CAT#: _____	
TYPE: _____	



TASK	1
PAINTBOOTH	2
VAPOR DUST	3
VAPOR	4
WET DAMP	5
MARINE	6
EXPLOSION PROOF	7
HID	8
INSPECTION	9
PORTABLE LIGHTING	10
MOUNTING	11
PHOTOMETRY	12
LAMPS BALLASTS	13
INFO	14
CUSTOM	15
ASK THE EXPERT	16

DESCRIPTION

The 236 Series is a well designed fixture for Open Industrial High Bay applications. This fixture features a white prepainted steel housing with a white powder coat finish option, and sports either a white or specular reflector system for the perfect lighting distribution for your application. The fixture is available in a 4 or 6 lamp configuration, using T8 or T5HO lamps.

SPECIFICATIONS

- LISTINGS: UL 1598 approved
- FEATURES: Rigid one piece 20ga. Steel with prepainted white enamel finish.
Twist Lock Lampholders
High lumen to watt ratio, that produces more lumens per watt which means more lumens with less heat.
Higher mortality curve than HID for higher levels of illumination over time.
- ELECTRICAL: Available in 32WT8, and 54WT5HO
T8 Available in 120/277 & 347 Volt
T5HO Available in Universal Voltages of 120/277 & 347/480 volt.
- APPLICATIONS: General Industrial high bay
- HOUSING: Rigid one piece formed housing constructed of 20 gauge Prepaint steel.
Sturdy 20-gauge durable white enamel finished steel
Specular Reflector with 91% Reflectivity
- OPTIONS: Cable Mount Kit
Cord & Plug
Specular Reflector
Wireguard
Occupancy Sensor
Powder Coat Fixture



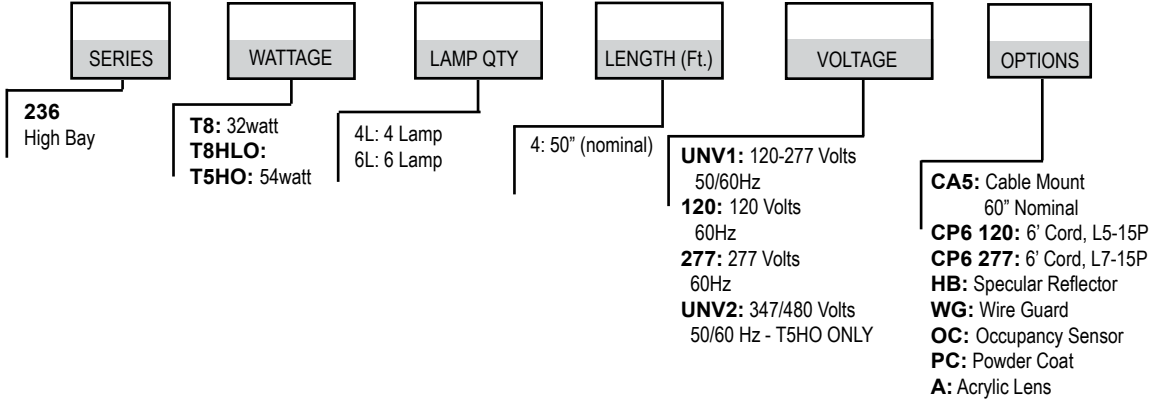


236 SERIES

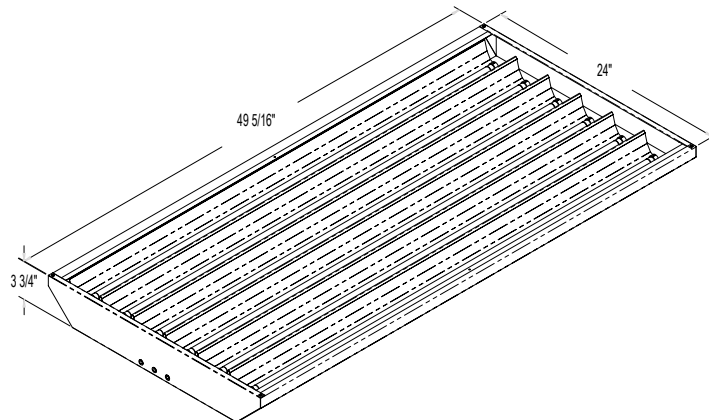
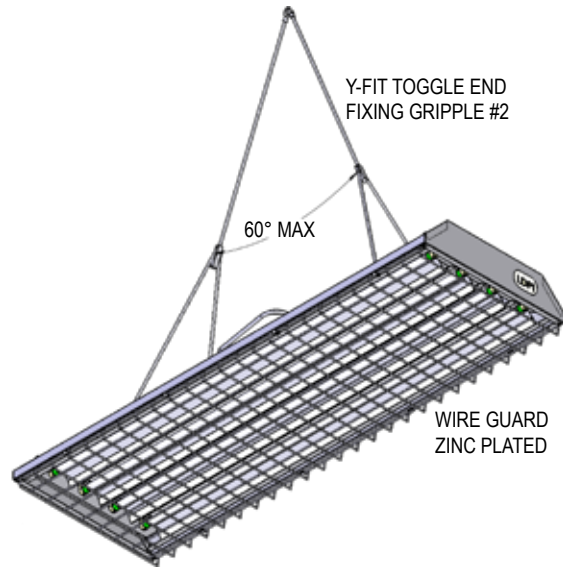
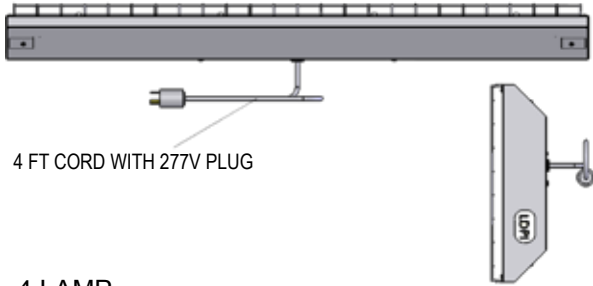

General Industrial High Bay Lighting

PART NUMBERS

- 1 TASK
- 2 PAINTBOOTH
- 3 VAPOR DUST
- 4 VAPOR
- 5 WET DAMP
- 6 MARINE
- 7 EXPLOSION PROOF
- 8 HID
- 9 INSPECTION
- 10 PORTABLE LIGHTING
- 11 MOUNTING
- 12 PHOTOMETRY
- 13 LAMPS BALLASTS
- 14 INFO
- 15 CUSTOM
- 16 ASK THE EXPERT



DIMENSIONS (Nominal)



6 LAMP